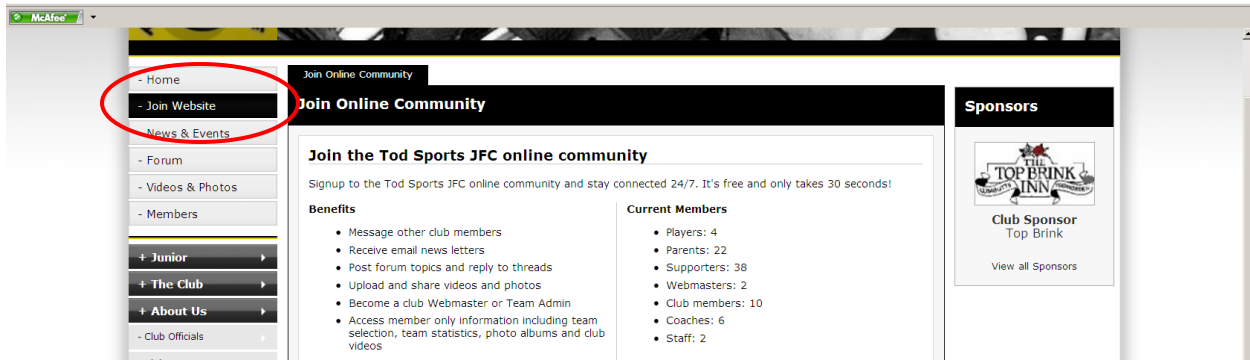


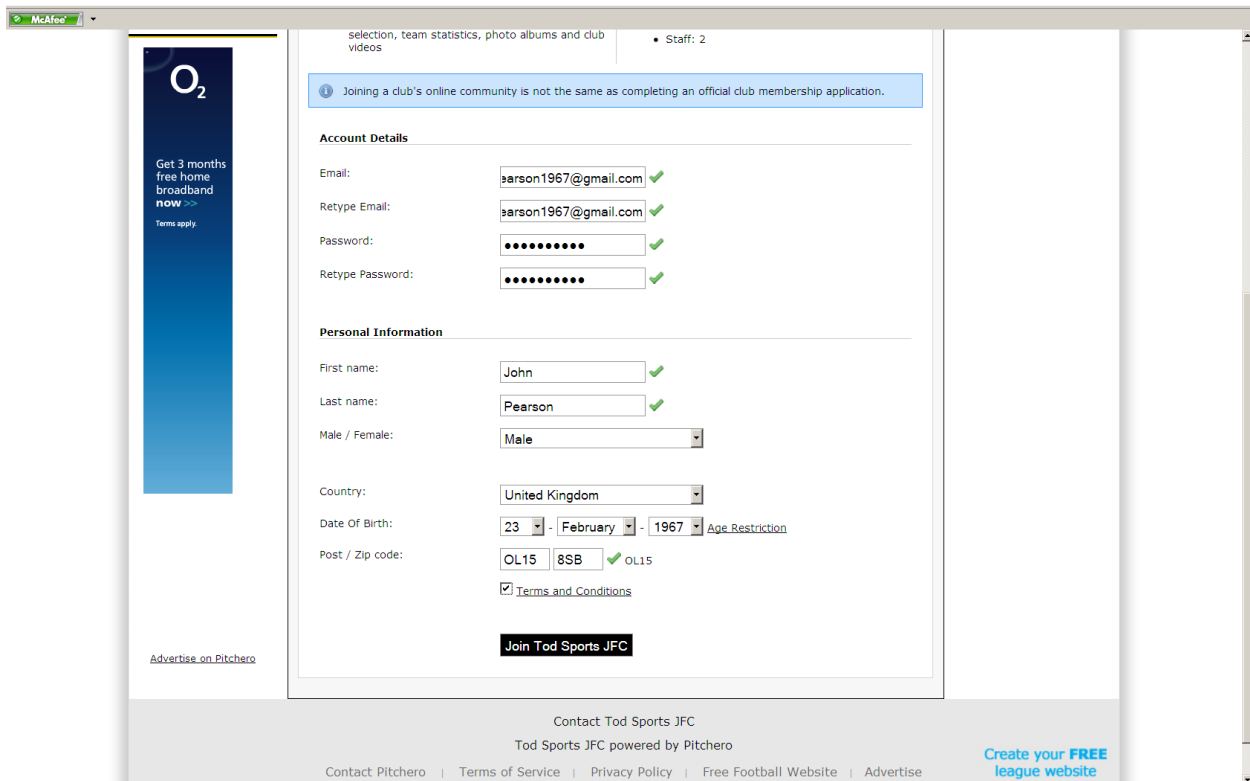
Joining Tod Sports Website

In order to join the Tod Sports Club Website you need to carry out the following actions :

- Go to the Tod Sports Website at www.todsports.co.uk in your browser.
- Click on 'Join Website' in the left hand Menu.

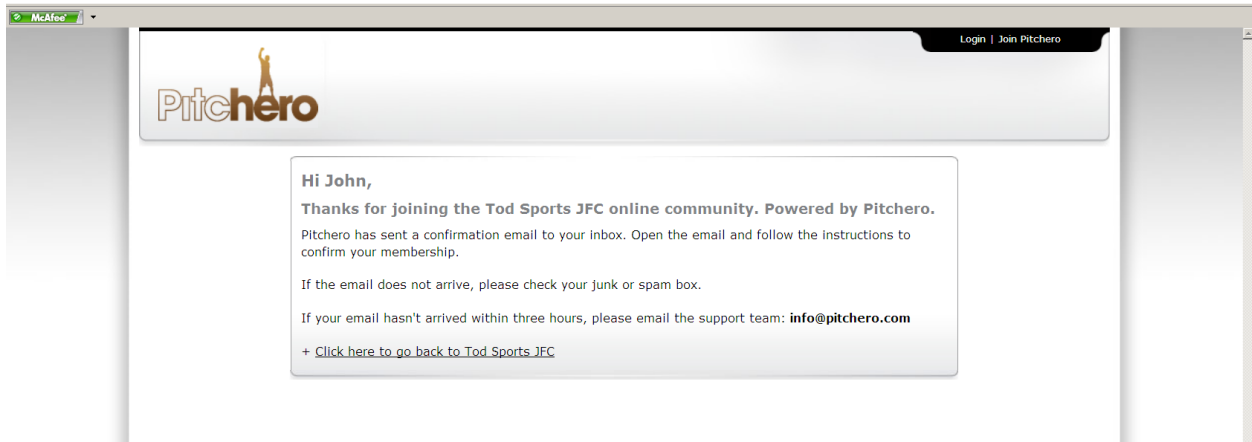


- A Form will be displayed to complete with your details (See Below)

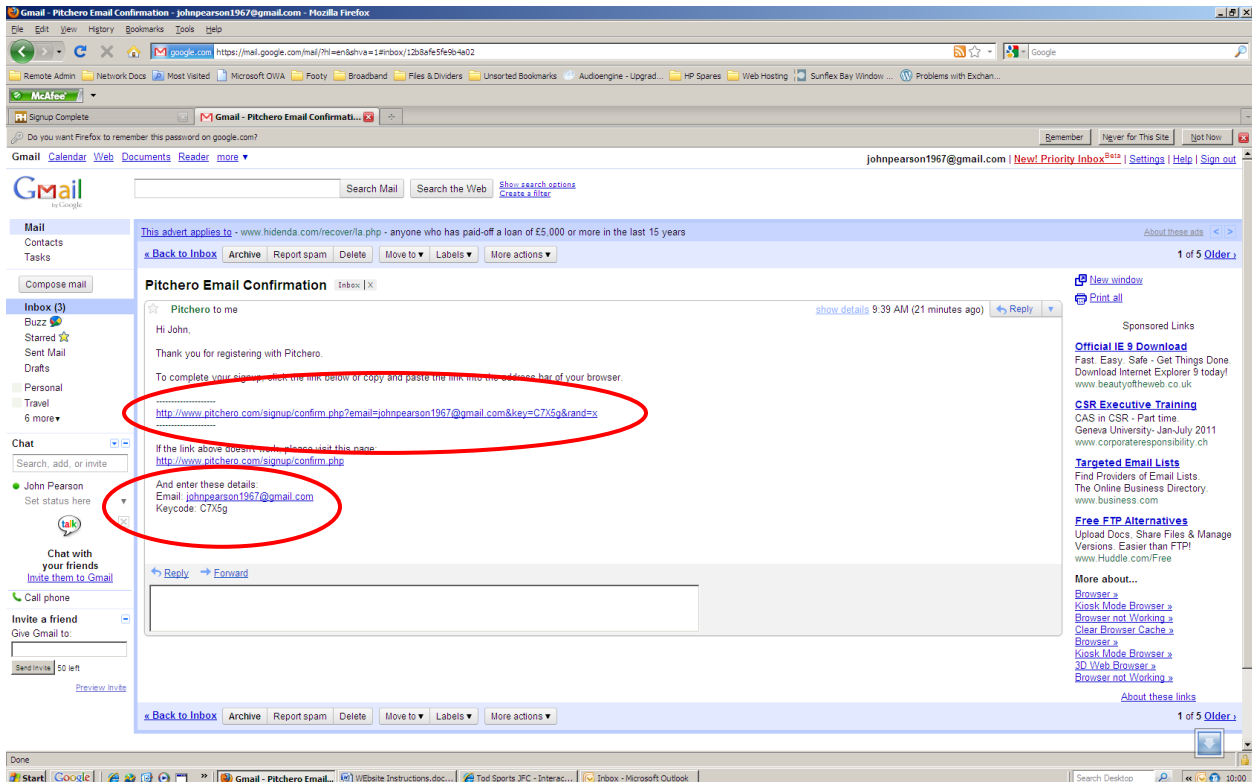
A screenshot of the 'Join Tod Sports JFC' registration form. The form is titled 'Joining a club's online community is not the same as completing an official club membership application.' It is divided into two main sections: 'Account Details' and 'Personal Information'.
Account Details:
- Email: jearson1967@gmail.com ✓
- Retype Email: jearson1967@gmail.com ✓
- Password: [masked] ✓
- Retype Password: [masked] ✓
Personal Information:
- First name: John ✓
- Last name: Pearson ✓
- Male / Female: Male (dropdown)
- Country: United Kingdom (dropdown)
- Date Of Birth: 23 February 1967 (Age Restriction)
- Post / Zip code: OL15 8SB ✓ OL15
- Terms and Conditions: [checked]
At the bottom of the form is a black button labeled 'Join Tod Sports JFC'.
The footer of the page includes: 'Contact Tod Sports JFC', 'Tod Sports JFC powered by Pitchero', 'Contact Pitchero | Terms of Service | Privacy Policy | Free Football Website | Advertise', and 'Create your FREE league website'.

- Fill in all details on the form, ensuring that all fields are completed and that the box next to 'Terms & Conditions' is ticked.
- Click on the 'Join Tod Sports JFC' Button at the bottom of the form.

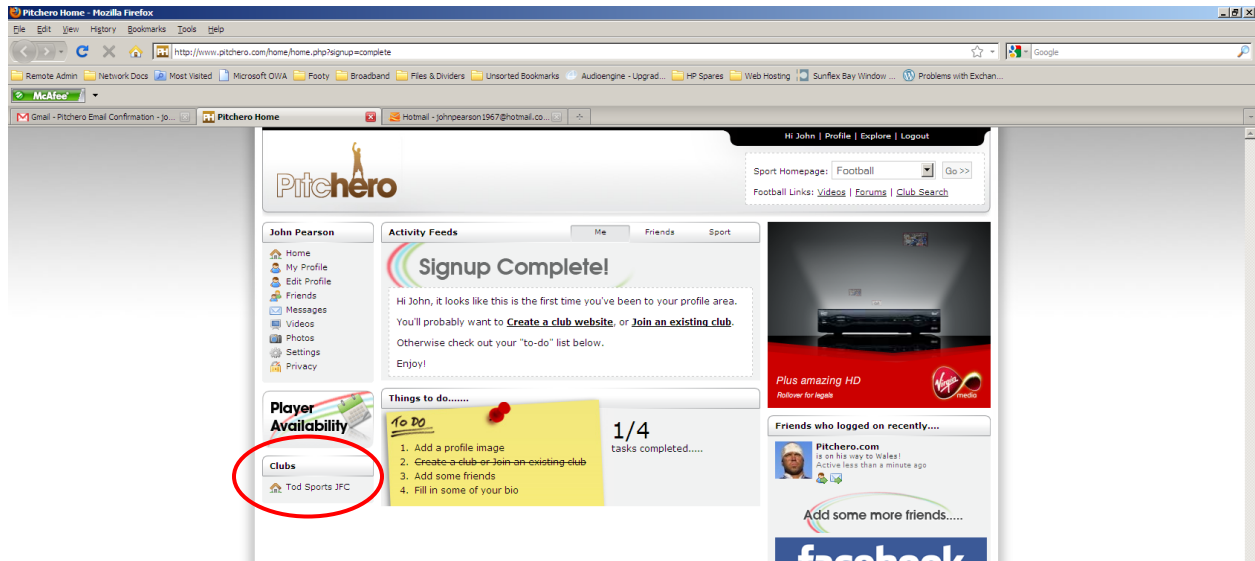
- You will then get the confirmation message below and an email will be automatically sent to the email address you entered on the form.



- In order to complete the registration you need to open the email that was sent to you and click on the link provided in the email (See below).
- Also at the bottom of the email is the email address and keycode which may need to be entered to complete the registration.



- Once the registration process is complete you will be taken to your profile page (See below).



- You are free to explore and change anything in your profile page and can also upload pictures and videos to your profile which can then be added to the Website .
- You can go to the Tod Sports Website from your profile page at any time by clicking on the Tod Sports JFC link under the clubs section on the left hand side of the profile page (This is circled in Red in the above screenshot).
- Note : As part of the registration process you are automatically logged on to the Tod Sports Website, however in the future it will be necessary for you to log onto the Website each time you want to either access your profile, see member only content (if any) or make changes to the Website (if you are a Team Admin). A separate guide 'Logging onto the Tod Sports Website' will explain how to do this.